



**SOLID SURFACE WORKTOPS  
22 MM SOLID COLOUR - 2016**

**GetaCore®**



GetaCore® kitchen worktop - 22 mm solid colour decor GC 3391


## MODERN CHARM IN KITCHENS AND BATHROOMS

Trends for kitchens and bathrooms are becoming more stylish and design oriented. The kitchen as a place of social gathering, encounter and communication. The bathroom as a retreat to indulge, relax and rejuvenate. Modern living concepts are oriented to meeting the needs of people. Functionality and design are growing closer without being contradictory.

22 mm acrylic based SOLID COLOUR GetaCore® kitchen worktops and bathroom tops have been developed to emphasize contemporary furniture design. Especially with the opportunity of using GetaCore® sheet material 3 mm and 10 mm in matching decors. Mix and match GetaCore® chip-board based furniture components and 10 mm wallback panels with SOLID 22 mm worktops to achieve a luxurious interior design. GetaCore® opens up new, creative options for your design ideas.

### PRODUCT SPECIFICATION

22 mm GetaCore



In accordance with our warranty manual – available from your distributor.

### QUALITY FEATURES



food safe to EN 1186 and EN 13130



easy to clean and hygienic



resistant to common household chemicals to DIN EN ISO 19712



seamless joints



heat resistant up to 180° C to DIN EN ISO 19712



can be repaired and touch sanded



light fast wool standard level 6 to ISO 4892, ISO 105-B02, ISO 105-A02



warm to the touch due to the nature of the product

GetaCore® creates a natural, homely atmosphere in your kitchen. Let yourself be inspired. Starting with the non-porous, high-quality surface which is combined with a pleasantly warm feel that begs to be touched. Continue with the uniformity of texture and colouring – creating a coherent, decorative picture. Emphasis is placed on the seamless joints.

A harmonious match. GetaCore® is a perfect blend of functionality and design. The material is particularly suited for areas with a visible front and reverse side.

Grooves like drainer areas or sink cut-outs can be made precisely in line with your specifications.

Special precautions? Are not necessary in order to protect the material from water. Finished GetaCore® solid colour worktops are highly moisture-resistant and resistant to food stains. Perfect for your dream kitchen creating an atmosphere of comfort and warmth and being functional at the same time.





GetaCore® kitchen worktop - 22 mm solid colour decor GC 1472



GetaCore® bathroom top - 22 mm solid colour decor GC 1472




Wellness, personal hygiene, health care. The modern bathroom has so much more to offer. It is a pleasant place to stay. This is why design is increasingly taking centre stage. For more cosiness and quality of life. For a beautiful place to relax and rejuvenate.

GetaCore® also looks good in the bathroom. As elegance and modernity underline the visual appearance. As every detail is a testimony to good workmanship. Here, GetaCore® displays its strengths in an amazing way. The finished material, is highly moisture-resistant and even in colouring and texture as well as non-porous.

Select your decor favourite. Make a statement and set individual accents. Create an irresistible atmosphere. Effectively highlight the individual character of your dream bathroom.



GetaCore® bathroom top - 22 mm solid colour decor GC 4712




| GC 4712 |\*  
frosted grey



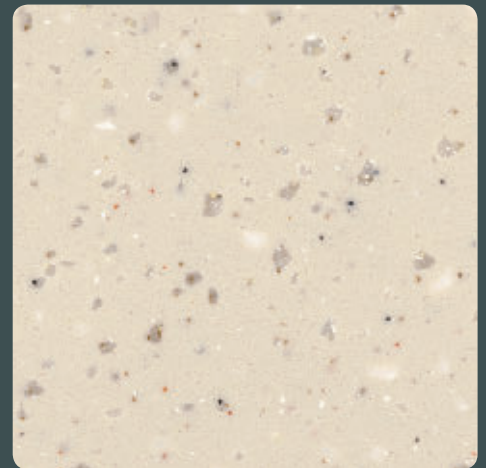
| GC 2269 |  
frosted cloud



| GC 4422 |  
frosted flint



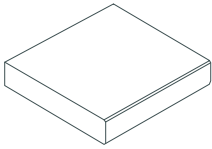
| GC 1472 |\*  
miracle stone



| GC 3391 |  
miracle dune

Colour deviations of illustrated decor images are possible for printing reasons.

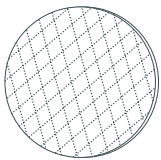
\* Signs of scratches and daily wear and tear are inevitable during normal use and these become more obvious in the case of high-gloss and colour-intensive decors. Especially for GetaCore® Uni decors minor occasional dust inclusions cannot be ruled out due to production procedures.



■ **22 mm Worktops**

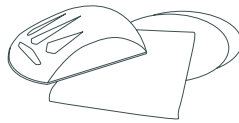
Acrylic resin bound Solid Surface material to DIN EN ISO 19712, surface wet sanded (P 600), reverse side dry sanded (P 80).

1 or 2 long edges chamfered edge profile.  
2 short edges raw saw cut.



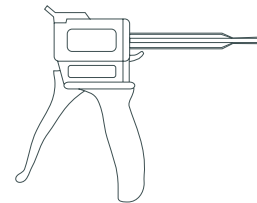
■ **Sanding Pads**

Sanding Sets SemiMatt or HighGloss for surface finishing, compatible with all commercial random orbital sanders with 150 mm sanding plates.



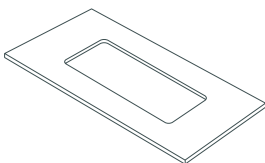
■ **Care & Maintenance-Kit**

(small and large version) for GetaCore® surfaces.



■ **Special Glue Gun**

for GetaCore® 2-component joint adhesive. Suitable for 50/250 ml system. Additional nozzles are essential when using the same GetaCore® cartridge more than twice.




■ **Milling Templates for Sinks / Basins**

HPL compact sheet for milling of bowl or basin forms. (SPECIAL order items, lead time ca. 4 weeks)



■ **Additional Nozzles**

















Replacement nozzles for 50/250 ml cartridges. Additional nozzles are essential when using the same GetaCore® cartridge more than twice.



■ **Acrylic Glue**

GetaCore® 2-component acrylic glue / joint adhesive in 50/250 ml cartridges including 2 mixing nozzles, suitable for the cartridge size. Additional nozzles are essential when using the same GetaCore® cartridge more than twice.

		WORKTOP 22 MM		SHEET MATERIAL		ACCESSORIES			ACRYLIC JOINT GLUE
DECOR	SURFACE FINISH	3000 x 650 x 22 mm (s-e)	2000 x 900 x 22 mm (d-e)	2040/4100 x 1250 x 3/10 mm	2040/4100 x 615 x 3/10 mm	2040/4100 x 202 x 10 mm GC Upstand	4100 x 34 x 10 mm Wallback Panel Profile	4100 x 18 x 10 mm Coved Profile	 Colour recommendation
FINE   COARSE									
GC 1472	WS	ST	ST	SP	SP	ST	SP	SP	schwarz / black
GC 2269	WS	ST	ST	SP	SP	ST	SP	SP	titanweiss / titan white
GC 3391	WS	ST	ST	SP	SP	ST	SP	SP	pergamon / pergamon
GC 4422	WS	ST	ST	SP	SP	ST	SP	SP	silbergrau / silver grey
GC 4712	WS	ST	ST	SP	SP	ST	SP	SP	graubraun / grey brown

		KITCHEN SINKS			BATHROOM BOWLS				
DECOR	SURFACE FINISH	 GC-KE-300 *	 GC-KE-418 *	 GC-KE-345 *	 GC-RU-370	 GC-SO-465/335	 GC-OV-562	 GC-W-600	 GC-W-460
DECOR	SURFACE FINISH								
FINE   COARSE									
GC 1472	WS	SP	SP	SP	SP	SP	SP	SP	SP
GC 2269	WS	SP	SP	SP	SP	SP	SP	SP	SP
GC 3391	WS	SP	SP	SP	SP	SP	SP	SP	SP
GC 4422	WS	SP	SP	SP	SP	SP	SP	SP	SP
GC 4712	WS	SP	SP	SP	SP	SP	SP	SP	SP

\* GC-KE-kitchen sinks with stainless steel bottom

ST = STOCK items, lead time ca. 2–3 days



SP = SPECIAL order items, lead time ca. 2–3 weeks

(s-e) = one long edge with chamfered profile

(d-e) = two long edges with chamfered profile

WS = wet sanded

Sales Office United Kingdom  
Marquis Street | Levenshulme Manchester M19 3JH  
t. +44 161 224 6429 | f. +44 161 711 0292  
info@westag.co.uk | www.westag.co.uk

 Surfaces/Elements  
 Doors/Frames

**Westag & Getalit AG**  
Postfach 26 29 | 33375 Rheda-Wiedenbrück | Germany  
t. +49 5242 17-4400 | f. +49 5242 17-75166  
www.westag-getalit.de | le.export@westag-getalit.de